

# NEW PLYMOUTH STEEL SUPPLIES LTD

## BUTTERFLY VALVES

<b>50mm</b>	<b>65mm</b>	<b>80mm</b>	<b>100mm</b>
<b>125mm</b>	<b>150mm</b>	<b>200mm</b>	<b>250mm</b>
<b>300mm</b>			


Code: ADVWE316 EPDM Seat  
Code: ADVWN316 NITRILE Seat

**ENDS:**  
Wafer. Table D, E, ANSI 125, 150, PN 10, 16.

**BODY & TRIM:**  
CI body, 316, S/S disc, EPDM or NITRILE seat, lever operated.

**RATING:**  
14 bar CWP, EPDM seat to 110°C.  
NITRILE seat to 90°C.

*Asmuss A-Disc Butterfly Valve*



<b>50mm</b>	<b>65mm</b>	<b>80mm</b>	<b>100mm</b>
<b>125mm</b>	<b>150mm</b>	<b>200mm</b>	<b>250mm</b>
<b>300mm</b>			

Code: ADVLE316 T/E - EPDM  
Code: ADVLNA316 ANSI - NITRILE  
Code: ADVLEM316 PN16 EPDM


**ENDS:**  
Lugged. BS10 T/E, with EPDM seat  
Lugged. ANSI 150, with NITRILE seat  
Lugged. BS4504 PN16 EPDM seat

**BODY & TRIM:**  
CI body, 316 S/S disc, lever operated.

**SEAT:**  
EPDM or NITRILE.

**RATING:**  
14 bar CWP, EPDM seat to 110°C.  
NITRILE seat to 90°C.


*Asmuss A-Disc Butterfly Valve*



<b>50-80mm</b>	<b>100mm</b>	<b>125-150mm</b>	<b>200mm</b>
<b>250mm</b>	<b>300mm</b>		

Code: ADGO ADGOSS

**GEAR OPERATOR**  
For A-disc butterfly valves.  
Complete with handwheel, includes mounting bolts.  
Sizes: 50mm to 300mm.



<b>350mm</b>	<b>400mm</b>


Code: ADVWE316G

**ENDS:**  
Wafer. Table E.

**BODY & TRIM:**  
CI body, 316, S/S disc, EPDM seat, gear operator.

**RATING:**  
14 bar CWP, EPDM seat to 110°C.

*Asmuss A-Disc Butterfly Valve*



<b>350mm</b>	<b>400mm</b>


Code: ADVLEG316

**ENDS:**  
Lugged. Table E.

**BODY & TRIM:**  
CI body, 316, S/S disc, EPDM seat, gear operator.


**RATING:**  
14 bar CWP, EPDM seat to 110°C.


*Asmuss A-Disc Butterfly Valve*





# NEW PLYMOUTH STEEL SUPPLIES LTD


## BUTTERFLY VALVES

<p><b>Sizes 80mm &amp; up</b></p>	<p><b>ENDS:</b> Wafer/lugged.</p> <p><b>BODY &amp; TRIM:</b> 316 S/S body and disc, S/S seat, gear operated.</p> <p><b>RATING:</b> ANSI Class 150 and up.</p> <p><b>APPLICATIONS:</b> Steam, chemicals, liquors, water, pulp stock, etc.</p>	<p><i>Neles-Jamesbury Neldisc Metal Seated Butterfly Valve</i></p> 
<p>Code: NJL1</p>		

<p><b>100mm 150mm 200mm</b></p>	<p><b>ENDS:</b> Wafer.</p> <p><b>BODY &amp; TRIM:</b> Carbon steel body, stainless steel disc, PTFE seats, lever operated.</p> <p><b>RATING:</b> ANSI Class 150.</p> <p><b>APPLICATIONS:</b> Steam, gases, chemicals, etc.</p>	<p><i>Neles-Jamesbury Wafer-Sphere PTFE Seated Butterfly Valve</i></p> 
<p>Code: NJ815W</p>		

<p><b>65mm 80mm 100mm 150mm</b></p>	<p><b>ENDS:</b> Roll groove.</p> <p><b>BODY &amp; TRIM:</b> S.G. iron body, epoxy coated. Disc aluminium bronze, EPDM coated.</p> <p><b>RATING:</b> 12 bar (175 psi).</p> <p><b>APPLICATIONS:</b> Fire protection systems, indoor use. Valve is complete with switch for alarm service. Insurance Council approved.</p>	<p><i>Sentinel Monitored Butterfly Valve – Indoor Use</i></p> 
<p><b>200mm</b></p>		
<p>Code: SVBV</p>		

<p><b>100mm 150mm 200mm</b></p>	<p><b>ENDS:</b> Roll groove.</p> <p><b>BODY &amp; TRIM:</b> S.G. iron body, epoxy coated. Disc aluminium bronze, EPDM coated.</p> <p><b>RATING:</b> 16 bar.</p> <p><b>APPLICATIONS:</b> Fire protection systems, outdoor use. Valve is complete with switch for alarm service.</p>	<p><i>Sentinel Monitored Butterfly Valve – Outdoor Use</i></p> 
<p>Code: SVBO</p>		

<p><b>15mm 20mm 25mm 32mm</b></p>	<p><b>ENDS:</b> Screwed BSP.</p> <p><b>BODY &amp; TRIM:</b> Nickel plated brass body, PEI-Polyetheramide Disc, NBR seat, Adjustable throttling lever.</p> <p><b>RATING:</b> 16 bar CWP. -10+100°C.</p> <p><b>APPLICATIONS:</b> Water, oil or gas, Irrigation service where heavy frost/freezing conditions apply.</p>	<p><i>Eurofly 600000 Butterfly Valve</i></p> 
<p><b>40mm 50mm</b></p>		
<p>Code: RBVE</p>		

# NEW PLYMOUTH STEEL SUPPLIES LTD

## BRAY BUTTERFLY VALVES


SEAT	EPDM / BUNA	EPDM / BUNA	EPDM / BUNA
DISC	316SS	BRONZE	NYLON 11
50mm			
65mm			
80mm			
100mm			
125mm			
150mm			
200mm			
<b>TRIM CODE</b>	<b>124 / 125</b>	<b>114 / 115</b>	<b>108 / 109</b>
250mm			
300mm			
<b>TRIM CODE</b>	<b>156 / 157</b>	<b>116 / 117</b>	<b>110 / 111</b>

Body Code: BRVW30

### WAFER BUTTERFLY VALVE

ENDS:  
Wafer T/D.E ANSI 125/150.  
BODY: C.I. Epoxy coated.  
DISC: - 316 s/s.  
- Aluminium bronze.  
- Nylon 11 coated ductile iron.  
SEAT: - EPDM.  
- BUNA-N.  
SHAFT: - 316 s/s.  
- 304 s/s.  
RATING:  
12 bar to 121°C depending on seat/disc material.  
APPLICATIONS:  
Air, water, chemicals, slurries, hydrocarbons, gas, oil, etc.

Bray Series 30 Butterfly Valve




SEAT	EPDM / BUNA	EPDM / BUNA	EPDM / BUNA
DISC	316SS	BRONZE	NYLON 11
50mm			
65mm			
80mm			
100mm			
125mm			
150mm			
<b>TRIM CODE</b>	<b>124 / 125</b>	<b>114 / 115</b>	<b>108 / 109</b>
250mm			
300mm			
<b>TRIM CODE</b>	<b>156 / 157</b>	<b>116 / 117</b>	<b>110 / 111</b>

Body Code: BRVL31

### LUGGED BUTTERFLY VALVE

ENDS:  
Lugged BS10.E (metric tapping), Lugged ANSI 150 (UNC tapping).  
BODY: C.I. Epoxy coated.  
DISC: - 316 s/s.  
- Aluminium bronze.  
- Nylon 11 coated ductile iron.  
SEAT: - EPDM.  
SHAFT: - 316 s/s.  
- 304 s/s.  
RATING:  
12 bar to 121°C depending on seat/disc material.  
APPLICATIONS:  
Air, water, chemicals, slurries, hydrocarbons, gas, oil, etc.

Bray Series 31 Butterfly Valve



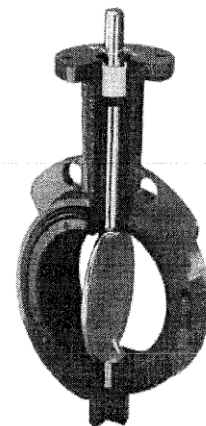
SEAT	EPDM / BUNA	EPDM / BUNA	PTFE	PTFE
DISC	316SS	EPDM / BUNA	316SS	PTFE
25mm				
40mm				
50mm				
65mm				
80mm				
100mm				
125mm				
150mm				
200mm				
250mm				
300mm				
<b>TRIM CODE</b>	<b>124 / 125</b>	<b>128 / 129</b>	<b>126</b>	<b>127</b>

Body Code: BRVW20

### WAFER BUTTERFLY VALVE

ENDS:  
Wafer T/D.E ANSI 125/150.  
BODY: C.I. nylon 11 coated.  
DISC: - 316 s/s.  
- EPDM encapsulated.  
- PTFE encapsulated.  
SEAT: - EPDM.  
- BUNA-N.  
- PTFE.  
RATING:  
Up to 10 bar, 121°C depending on seat/disc material.  
APPLICATIONS:  
Air, water, chemicals, slurries, food products, hydrocarbons, gas, oil, etc.

Bray Series 20 Butterfly Valve





# NEW PLYMOUTH STEEL SUPPLIES LTD


## BRAY BUTTERFLY VALVES

<b>25mm to 40mm</b>	<b>50mm to 80mm</b>	
<b>100mm</b>	<b>125mm to 150mm</b>	<b>200mm</b>
<b>250mm to 300mm</b>		

Code: BRVHK

**HANDLE KIT**  
 CONSISTS OF:  
 Handle, notch plate, 2 sets bolts, nuts, washers.  
 0° to 90° (10° increments).

*Bray Series 01 Handle Kit*




<b>0200</b>	<b>0300</b>

Code: BRVG

**GEAR OPERATOR**  
 Complete with handwheel includes mounting bolts.  
 SIZE:  
 0200 - 50mm to 150mm valve  
 0300 - 200mm to 300mm valve.  
 Remember shaft adaptor if required.

*Bray Series 04 Gear Operator*




<b>90-50</b>	<b>90-61</b>	<b>90-63</b>	<b>90-83</b>
<b>90-92</b>	<b>90-118</b>	<b>90-127</b>	<b>90-160</b>
<b>90-210</b>	<b>90-255</b>		

Code: BRVACT90

**ACTUATOR - PNEUMATIC**  
 Pneumatic, double-acting.  
 WORKING CONDITIONS:  
 Normal air supply 5.6 bar, max 10 bar dry filtered air, temperature -25°C to 95°C.  
 DESIGN:  
 Rack & pinion, low friction seals and guides, lubricated for life, anodised housing, maintenance free.  
 Remember shaft adaptor if required.

*Bray Series 90 Double-acting Actuator*




<b>91-50</b>	<b>91-63</b>	<b>91-83</b>	<b>91-92</b>
<b>91-118</b>	<b>91-127</b>	<b>91-160</b>	<b>91-210</b>
<b>91-255</b>			

Code: BRVCAR91


**SPRING RETURN ACTUATORS (PNEUMATIC)**  
 Refer to Bray Catalogue for selection and quantity of springs.  
 Spring cartridges to make actuators fail close or fail open.


*Bray Spring Cartridges for Return Actuators*





# NEW PLYMOUTH STEEL SUPPLIES LTD

## BRAY BUTTERFLY VALVES

<b>70-003</b>	<b>70-005</b>	<b>70-008</b>	<b>70-012</b>	<p><b>ELECTRIC ACTUATOR</b></p> <p>220 vac, 50 hz, 1 ph, on/off operation c/w manual override and travel switches, mechanical/adjustable travel stops, diecast powder coated enclosure to nema 4, 4X IP65, heater to prevent condensation build-up, direct mount to Bray butterfly valves, servo option for modulating control is also available.</p> <p>Remember Shaft Adaptor if required.</p>	<p><i>Bray Series 70 Electric Actuator</i></p> 		
<table border="1" style="width: 100%; border-collapse: collapse;"> <tr> <td style="text-align: center;"><b>70-020</b></td> </tr> <tr> <td style="height: 20px;"></td> </tr> </table>				<b>70-020</b>			
<b>70-020</b>							
<div style="border: 1px solid black; display: inline-block; padding: 2px;">Code: BRVACTEL</div>							


<b>20-250 VAC</b>	<b>10-30 VDC</b>	<p><b>PROX SENSORS - OPEN/CLOSE</b></p> <p>Nylon enclosure filled with epoxy resin to give maximum protection against moisture and vibration, direct mount to Bray pneumatic actuators; c/w LED indicators and multi-pin electrical cable for ease of installation. No spark, no bounce, no moving parts gives extended performance.</p>	<p><i>Bray Series 52 Proximity Sensor</i></p> 
<div style="border: 1px solid black; display: inline-block; padding: 2px;">Code: BRVPROX</div>			


<b>MINI AC 4 METRE</b>	<b>EURO DC 4 METRE</b>	<p><b>CORDSETS</b></p> <p>Mini 5 pin for AC sensors, Euro 4 pin for DC sensors, gold plated contact pins, s/s coupling nut for corrosion resistance and secure weatherproof fit, giving easy installation/assembly.</p> <p>Plug connection to Prox Sensor with flying leads to junction box.</p>	<p><i>Bray Cordset for Series 52 Proximity Sensor</i></p> 		
<table border="1" style="width: 100%; border-collapse: collapse;"> <tr> <td style="text-align: center;"><b>EURO DC 6 METRE</b></td> </tr> <tr> <td style="height: 20px;"></td> </tr> </table>		<b>EURO DC 6 METRE</b>			
<b>EURO DC 6 METRE</b>					
<div style="border: 1px solid black; display: inline-block; padding: 2px;">Code: BRVPXCOR</div>					


<div style="border: 1px solid black; width: 100%; height: 20px;"></div>	<p><b>SWITCH BOX</b></p> <p>Diecast aluminium housing, waterproof (nema 4,4X), adjustable cams, o-ring cover seal, acetal shaft, bearings, 2 SPDT micro switches, 15a - 250VAC.</p> <p><b>APPLICATION:</b> Signals actuator/valve position as open/closed.</p>	<p><i>Bray Series 50 Limit Switch Box</i></p> 
<div style="border: 1px solid black; display: inline-block; padding: 2px;">Code: BRVSW50/0400</div>		


# NEW PLYMOUTH STEEL SUPPLIES LTD

## BRAY BUTTERFLY VALVES

<table border="1"> <tr> <td>Code: BRVMAC45/24AS</td> <td rowspan="2">Actuator 50 to 92</td> </tr> <tr> <td>Code: BRVMAC45/24DS</td> </tr> <tr> <td>Code: BRVMAC45/110AS</td> <td rowspan="4">Actuator 118 to 255</td> </tr> <tr> <td>Code: BRVMAC45/240AS</td> </tr> <tr> <td>Code: BRVMAC45/24AL</td> </tr> <tr> <td>Code: BRVMAC45/24DL</td> </tr> <tr> <td>Code: BRVMAC45/110AL</td> <td></td> </tr> <tr> <td>Code: BRVMAC45/240AL</td> <td></td> </tr> </table>		Code: BRVMAC45/24AS	Actuator 50 to 92	Code: BRVMAC45/24DS	Code: BRVMAC45/110AS	Actuator 118 to 255	Code: BRVMAC45/240AS	Code: BRVMAC45/24AL	Code: BRVMAC45/24DL	Code: BRVMAC45/110AL		Code: BRVMAC45/240AL		<p><b>MAC 45 SOLENOID</b> Pilot operated spool, direct mounting, speed controls, manual override, plug connection, continuous duty cycle.</p> <p><b>APPLICATION:</b> Controls flow of air to drive pneumatic actuators, open/close.</p>	<p><i>MAC Series 45 Solenoid</i></p> 
Code: BRVMAC45/24AS	Actuator 50 to 92														
Code: BRVMAC45/24DS															
Code: BRVMAC45/110AS	Actuator 118 to 255														
Code: BRVMAC45/240AS															
Code: BRVMAC45/24AL															
Code: BRVMAC45/24DL															
Code: BRVMAC45/110AL															
Code: BRVMAC45/240AL															

<p>Code: BRVSOLS60/220A</p>	<p><b>SOLENOID</b> Pilot operated spool, direct mounting, manual override, nema 4 housing, 220VAC coil, DIN female plug, cv = 0.6 continuous duty cycle.</p> <p><b>APPLICATION:</b> Controls flow of air to drive pneumatic actuators, open/close.</p>	<p><i>Bray Series 60 Solenoid</i></p> 
-----------------------------	--	---

<table border="1"> <tr> <td>DOUBLE ACTING</td> </tr> <tr> <td>SINGLE ACTING</td> </tr> </table> <p>NB. MOUNTING KIT NOT INCLUDED</p> <p>Code: BRVPNEUPOS65</p>	DOUBLE ACTING	SINGLE ACTING	<p><b>PNEUMATIC POSITIONER</b> Air supply pressure 20-90psig, signal range 3-15psig, split range 3-9psig &amp; 9-15psig, 1/4" air connections, housing aluminium, cover impact resistant polyester, cam system S/S, diaphragm Buna N. Operates on force balance principle.</p> <p><b>APPLICATION:</b> Modulating control of actuator &amp; valve position.</p>	<p><i>Bray Series 65 Pneumatic Positioner</i></p> 
DOUBLE ACTING				
SINGLE ACTING				

<table border="1"> <tr> <td>DOUBLE ACTING</td> </tr> <tr> <td>SINGLE ACTING</td> </tr> </table> <p>NB. MOUNTING KIT NOT INCLUDED</p> <p>Code: BRVELPNPOS65</p>	DOUBLE ACTING	SINGLE ACTING	<p><b>ELECTRO-PNEUMATIC POSITIONER</b> Air supply pressure 20-90psig, signal range 4-20 milliamp and split ranges, 1/4" air connections, housing aluminium, cover impact resistant polyester, cam system S/S. Operates on force balance principle.</p> <p><b>APPLICATION:</b> Modulating control of actuator &amp; valve position.</p>	<p><i>Bray Series 65 Electro-Pneumatic Positioner</i></p> 
DOUBLE ACTING				
SINGLE ACTING				

# NEW PLYMOUTH STEEL SUPPLIES LTD

## BRAY BUTTERFLY VALVES

<b>50mm</b>	<b>65mm</b>	<b>80mm</b>	<b>100mm</b>
<b>125mm</b>	<b>150mm</b>	<b>200mm</b>	<b>250mm</b>
<b>300mm</b>			

Code:


**CHEMICAL VALVES**

BODY - Ductile iron  
 - Stainless steel  
 - Carbon steel

DISC - Stainless steel  
 - PTFE  
 - Hastelloy  
 - Titanium

SEAT - PTFE  
 - Conductive PTFE  
 - UHMWPE

*Bray Series 22/23 High Performance Chemical Valves*



SEAT	EPDM/BUNA	EPDM/BUNA	PTFE	PTFE
DISC	316SS	EPDM/BUNA	316SS	PTFE
25mm				
40mm				
50mm				
65mm				
80mm				
100mm				
125mm				
150mm				
200mm				
250mm				
300mm				

Code: BRVW200


**STAINLESS STEEL BODY VALVES**

ENDS - Wafer  
 BODY - 316 s/s  
 DISC - 316 s/s  
 - EPDM encapsulated  
 - PTFE encapsulated

SEAT - EPDM  
 - BUNA-N  
 - PTFE

RATING: Up to 10 bar, 121°C depending on seat/disc material.  
 APPLICATIONS: Air, water, chemicals, slurries, food products, hydrocarbons, gas, oil, etc.

*Bray Series 20 Stainless Steel Bodied Valves*




Sizes 50mm (2") thru 1500mm (60")

Code:

**DAMPER VALVES**

BODY - Carbon steel  
 DISC - Carbon steel  
 STEM - Stainless steel  
 Metal seated for non-corrosive gases.

*Bray Series 37/38 Damper Valves*



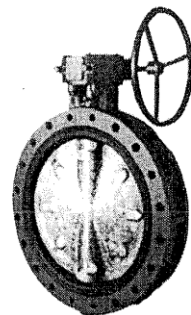
Sizes 600mm (24") thru 1200mm (48")

Code:

**WATERWORKS/LARGE DIAMETER VALVES**

Body options: wafer & flanged.  
 Material options according to customer requirements.

*Bray Series 32/33 & 35/36*





# NEW PLYMOUTH STEEL SUPPLIES LTD

## **BRAY BUTTERFLY VALVES**

Manufactured to order.  
Price on application.

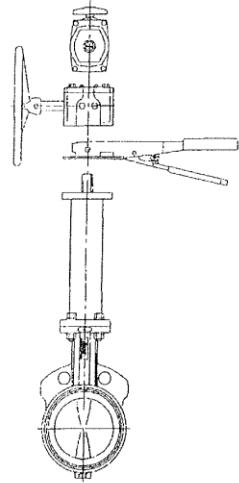
Code:

### **EXTENSION ASSEMBLIES**

Suitable for Bray lever, gear, pneumatic and electric operators.

MATERIALS - Carbon steel  
- Stainless steel

Manufactured to order.



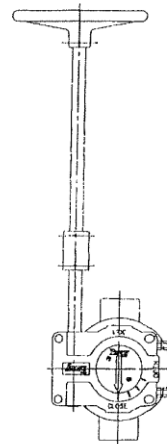
Manufactured to order.  
Price on application.

Code:

### **STEM EXTENSION**

For Bray gear operator.

Manufactured to order.




Manufactured to order.  
Price on application.

Code:

### **LINKAGE ASSEMBLY**

Operation of two valves by one actuator.


Manufactured to order.








# NEW PLYMOUTH STEEL SUPPLIES LTD


## BRAY BUTTERFLY VALVES

	<p><b>POSITIONER MTG KIT</b> Adaptor, bracket, hardware, hoses. APPLICATION: Facilitates mounting of Series 65 pneumatic &amp; electro-pneumatic positioner to Series 90/91 actuator.</p>	<p><i>Bray Series 65 Positioner Mounting Kit</i></p> 
Code: BRVPOKIT		

	<p><b>POSITIONER SWITCHES</b> Mechanical snap-acting micro-switches, SPST for integral mounting into Bray pneumatic and electropneumatic positioners. APPLICATION: For remote end-of-travel position indication.</p>	<p><i>Bray Positioner Switch</i></p> 
Code: BRVSW65/11629 Pneumatic Code: BRVSW65/11630 ElectroPneu		

	<p><b>STEM ADAPTORS</b> To adapt various valve stem dimensions to gear operator and pneumatic actuator drives.</p>	<p><i>Stem Adaptors for Gear Operators &amp; Pneumatic Actuators</i></p> 
Code: BRVADAPT		

<table border="1"> <thead> <tr> <th>SEAT</th> <th>EPDM</th> <th>BUNA</th> <th>PTFE</th> </tr> </thead> <tbody> <tr><td>25mm</td><td></td><td></td><td>POA</td></tr> <tr><td>40mm</td><td></td><td></td><td>POA</td></tr> <tr><td>50mm</td><td></td><td></td><td>POA</td></tr> <tr><td>65mm</td><td></td><td></td><td>POA</td></tr> <tr><td>80mm</td><td></td><td></td><td>POA</td></tr> <tr><td>100mm</td><td></td><td></td><td>POA</td></tr> <tr><td>125mm</td><td></td><td></td><td>POA</td></tr> <tr><td>150mm</td><td></td><td></td><td>POA</td></tr> <tr><td>200mm</td><td></td><td></td><td>POA</td></tr> <tr><td>250mm</td><td></td><td></td><td>POA</td></tr> <tr><td>300mm</td><td></td><td></td><td>POA</td></tr> </tbody> </table>	SEAT	EPDM	BUNA	PTFE	25mm			POA	40mm			POA	50mm			POA	65mm			POA	80mm			POA	100mm			POA	125mm			POA	150mm			POA	200mm			POA	250mm			POA	300mm			POA	<p><b>SEAT/LINER OPTIONS</b> EPDM Buna-N (Nitrile) PTFE Silicone Chlorobutyl Viton UHMWPE Refer Bray Material Selection Guide for correct seat type.</p>	
SEAT	EPDM	BUNA	PTFE																																															
25mm			POA																																															
40mm			POA																																															
50mm			POA																																															
65mm			POA																																															
80mm			POA																																															
100mm			POA																																															
125mm			POA																																															
150mm			POA																																															
200mm			POA																																															
250mm			POA																																															
300mm			POA																																															
Code: BRVSE EPDM Code: BRVSB BUNA-N Code: BRVSP PTFE																																																		

	<p><b>STEM ADAPTORS</b> To adapt various valve stem dimensions to electric actuators.</p>	<p><i>Stem Adaptors for Bray Electric Actuators</i></p> 
Code: BRVADAPTEL		